

# S CUT 55 L

## BASIC AND PROFESSIONAL WORKSHOP CUTTER

CUTTING MACHINES  
6



### KEY FEATURES

- Compact design
- Easy and safe to use
- Slotted blade for clean cut
- High performance and efficient cutting with minimal smoke
- Ergonomic, easy to clean
- Integrated dust collector


### STANDARD



Smoke suction connector



Dust collector



Slotted blade

### TECHNICAL SPECIFICATIONS

#### CAPACITY\*

- 2wb: 3" max.
- 4ws: 2-1/2" max.
- 6ws: 2" max.
- Industrial: 3" max.

#### VOLTAGES

- 220/240 V, 1Ph, 50/60 Hz
- 220/240 V, 3Ph, 50 Hz
- 380/415 V, 3Ph, 50 Hz
- 208/240 V, 3Ph, 60 Hz
- Other voltages available on request

#### ROTATION SPEED

3000 rpm

#### DIMENSIONS

830 x 520 x 1160 mm  
(33 x 20 x 46")

#### SCALLOPED BLADE DIAMETER

400 mm (15.7")

#### TECHNICAL SPECIFICATIONS

Diameter of suction connector : 125 mm (5")

#### MAX HOSE OD.

95 mm (3.74")

#### MOTOR

5.5 kW

#### NET WEIGHT

135 kg (298 lb)

\* Indicative capacities depending on hose type

### OPTIONAL




Cutting Rail




Decoiler



DV 32



Scalloped blade



Smooth blade



Smoke extractor